

Carver County Board of Commissioners
 Regular Session
 September 9, 2009
 County Board Room
 Carver County Government Center
 Human Services Building
 Chaska, Minnesota

PAGE

- | | | | | |
|------------|-----|----|--|---------|
| 9:15 a.m. | 1. | a) | CONVENE | |
| | | b) | <i>Pledge of Allegiance</i> | |
| | | c) | <i>Public participation (comments limited to five minutes)</i> | |
| | | d) | <i>Introduction of New Employees</i> | |
| | 2. | | Agenda review and adoption | |
| | 3. | | Approve minutes of September 2, 2008 Regular Session | 1-5 |
| | 4. | | Community announcements | |
| 9:15 a.m. | 5. | | CONSENT AGENDA | |
| | 5.1 | | Payment of emergency claim | 6 |
| | 5.2 | | Abatements/additions | 7-8 |
| | 5.3 | | Community Social Services' warrants | NO ATT |
| | 5.4 | | Commissioners' warrants..... | SEE ATT |
| 9:20 a.m. | 6. | | ADMINISTRATIVE SERVICES | |
| | 6.1 | | Approval of fiber optic project | 9-14 |
| 9:50 a.m. | | | ADJOURN REGULAR SESSION | |
| 9:50 a.m. | 1. | | Chair | |
| | 2. | | Board Members | |
| | 3. | | Administrator | |
| 10:15 a.m. | 4. | | Adjourn | |

David Hemze
 County Administrator

Work Session Agenda

- | | | | |
|------------|-----|---------------------------------------|-------|
| 10:15 a.m. | 1. | COMMUNITY SOCIAL SERVICES | |
| | 1.1 | Update on Carver County Transit | 15-18 |

REGULAR SESSION
September 2, 2008

A Regular Session of the Carver County Board of Commissioners was held in the County Government Center, Chaska, on September 2, 2008. Chair James Ische convened the session at 9:18 a.m.

Members present: James Ische, Chair, Tim Lynch, Vice Chair, Gayle Degler, Randy Maluchnik and Tom Workman.

Members absent: None.

Degler moved, Lynch seconded, to approve the agenda. Motion carried unanimously.

Maluchnik moved, Workman seconded, to approve the minutes of the August 26, 2008, Regular Session. Motion carried unanimously.

Community announcements were made by the Board.

Lynch moved, Degler seconded, to approve the following consent agenda items:

Payment of emergency claims in the amount of \$104,419.00 and \$450.

Authorized the Chair and Risk/Emergency Management manager to sign the 2008 Emergency Management Preparedness Grant Agreement and receive grant funds in the amount of \$40,107.

Adopted the Findings of Fact and Order #PZ20080026 for the issuance of Conditional Use Permit #PZ20080026, Lyle Goetz, Waconia Township.

Renewed on sale and Sunday liquor license for Island View Golf Club, Inc.

Renewed on sale and Sunday liquor license for Dahlgreen Golf Club, Inc.

Resolution #77-08, Authorizing Execution of Agreement between the MN Department of Public Safety and the Sheriff's Office.

Approved five year lease with Five Star Recovery Center for office space in Chaska.

Approved contract with Best Steel Erectors for the erection and installation of the structural steel, metal joists, metal decking and miscellaneous steel totaling \$35,260 pending final review by the County Attorney and Risk Management Office.

Community Social Services' actions.

Approved payment of the following Commissioners' warrants:

INSERT

Motion carried unanimously.

David Frischmon, Financial Services, explained the preliminary levy needed to be set by September 15th. He pointed out the legislative tax levy limit of 4.5 million and the tax impact. Frischmon stated the proposed levy maintains the service levels currently in place and limits investment in capital. He noted increased inflation, health insurance premiums and the decrease in investment income on the budget.

He stated, in order to balance the budget, reductions were looked at and divisions were asked for a 5% reduction in overall budgets. Frischmon indicated a soft hiring freeze has been put in place, non tax dollars were looked at to pay costs and changes were made in contractual arrangements.

Frischmon reviewed the changes in tax capacity and breakdown of change by new construction and existing parcels. He stated divisions budget requests totaled 10.6 million. He indicated the County Administrator was recommending a 4.3 million levy increase and reviewed the operational cost reductions. Frischmon explained most of what the County does is required by State or federal mandates and the next level of cuts would need to come from popular programs. He reviewed high level budget strategies and projects that should increase efficiencies.

He stated they anticipated receiving 2.5 million in State aid and pointed out the cuts that had occurred in the past. Frischmon explained the tax impact to an average valued home and compared the proposed maximum levies of other metro counties. He stated the County Administrator would present his 2009 budget recommendations in October and long term financial plan in November.

Frischmon clarified the year end savings balance had dropped significantly as the cash that had been accumulated for projects had been spent down.

David Hemze, County Administrator, stressed this was only the preliminary levy stage and this was a difficult budget to put together. He stated it reflected the State and national tough economic times. He suggested the Board look at programmatic cuts if they wanted to reduce further and there would be tough decisions for the discretionary programs the County offers.

The Board discussed past cuts in State aid, the possibility of State aid cuts in 2009 and the unfunded legislative mandates that impact the local property tax levy.

Maluchnik moved, Workman seconded, to adopt a net 2009 property tax levy of 8.9% or \$46,962,675 (net of \$2,508,902 State Aid) and a tax abatement levy of \$71,000.

The Board further discussed a 7.9% and 6.9% levy increase and what services and programs would be cut at those levels. The Chair directed that the County Administrator gather that information.

On vote taken on the motion to adopt a net 2009 property tax levy of 8.9%, Degler, Ische, Lynch, Maluchnik voted aye. Workman voted nay. Motion carried.

Dave Drealan, Land and Water Services, requested the Board set the 2009 maximum preliminary water levy. He stated the water levy is only in the areas within the County Watershed Management Organization and covers 80% of the land area of the County. He stated the levy provides for the operational dollars and limited dollars for capital projects in watersheds. He noted the additional funding to support the direct discharge program.

Maluchnik moved, Degler seconded, to set the preliminary maximum levy as follows for the respective WMO taxing districts:

Bevens Creek WS	\$66,380
Carver Creek WS	\$181,512
Crow River WS	\$104,734
East Chaska Creek	\$120,544
West Chaska Creek	\$36,727
Pioneer Sarah Creek	\$5,086

Motion carried unanimously.

Julie Frick, Community Development Agency, requested approval of the 2009 CDA budget. She stated the CDA Board worked hard to reduce their budget 2.28% and noted the impact to the taxpayer.

The Board acknowledged the necessity of the work done by the CDA during the difficult economic times and the need for continued economic growth.

Degler offered the following Resolution, seconded Maluchnik:

Resolution #78-08
Approving the 2009 Proposed Budget and Payable 2009 Tax Levy of the
Carver County Community Development Agency and
Certifying Said Levy to the County Auditor

On vote taken, Degler, Ische, Maluchnik, Workman voted aye. Lynch voted nay.

Workman moved, Lynch seconded, to adjourn as the County Board and convene as the Carver County Regional Rail Authority. Motion carried unanimously.

David Frischmon, Financial Services, requested the Rail Authority set the 2009 preliminary Rail Authority levy. He stated the increased levy related to a grant that had been awarded to continue the pedestrian trail and requires a 20% contribution from the Rail Authority.

Lynch moved, Degler seconded, to set the 2009 preliminary Carver County Regional Rail Authority levy at \$120,000. Motion carried unanimously.

The Rail Authority considered a Resolution supporting the termination of the Metro Transitways Development Board. Hemze clarified when the other metro counties initiated the metro sales taxes, the new Counties Transit Improvement Board was created.

Workman offered the following Resolution, seconded by Maluchnik:

CCRRA #02-08
Termination of Metro Transitways Development Board Agreement

On vote taken, all voted aye.

Degler moved, Lynch seconded, to adjourn the Carver County Regional Rail Authority and convene as the Carver County Ditch Board. Motion carried unanimously.

Mark Lundgren, Taxpayer Services, requested the Ditch Board authorize payment for work done on County Ditch #7.

Lynch moved, Degler seconded, to authorize payment of \$3,000 for work done on County Ditch No. 7. Motion carried unanimously.

Lundgren requested the Ditch Authority adopt a Resolution authorizing the Property Records/Taxpayer Services Division and Carver County Soil and Water to jointly address minor ditch repairs. He clarified the current process followed for getting work done related to ditches and stated that they were attempting to streamline that process. He stated the Resolution would authorize the Soil and Water Conservation District and the Property Records/Taxpayer Services Division to jointly complete minor ditch repairs up to a maximum of \$10,000 without the necessity of a meeting of the County Ditch Board. He noted the Soil and Water Conservation District would submit an annual report of the work completed to the Ditch Board.

Ische offered the following Resolution, seconded by Lynch:

Carver County Ditch Authority Resolution #01-08

Authorizing the Property Records and Taxpayer Services Division and the
Carver County Soil and Water Conservation to
Jointly Address Minor Ditch Repairs

On vote taken, all voted aye.

REGULAR SESSION
September 2, 2008

Degler moved, Workman seconded, to adjourn as the Carver County Ditch Authority. Motion carried unanimously.

David Hemze
County Administrator

(These proceedings contain summaries of resolutions. The full text of the resolutions are available for public inspection in the office of the county administrator.)



Office of Finance Director
Carver County Government Center
Administration Building
600 East Fourth Street
Chaska, MN 55318-1202
Phone: 952 361-1509
Fax: 952 361-1308

285024

AUTHORIZATION

PAYMENT OF EMERGENCY CLAIM

Motion passed by the Board of County Commissioners at their February 24, 1987 meeting has authorized the issuance of a check upon the consensus of the Chairman of the Board, County Administrator and the County Attorney (with a minimum of two).

VENDOR: DAK RIDGE CONFERENCE CENTER

ACCOUNT: 01-090-1101+6379

AMOUNT: \$ 207.98

REASON: INTERIM HOUSING FOR VICTIM OF A CRIME

Department Head Signature: *James W. Keeler, Jr.*

Chairman of County Board

James M. Ische

County Administrator

David Hemze
David Hemze

County Attorney

James W. Keeler, Jr.
James W. Keeler, Jr.

Date: 8/25/08

X1404



REQUEST FOR BOARD ACTION

AGENDA ITEM : Abatements/Additions

Originating Division: Property Records Taxpayer Services Meeting Date: 9/9/08
 Amount of Time Requested: 0 minutes Attachments for packet: Yes No
 Item Type: Consent Regular Session Closed Session Work Session Ditch/Rail Authority

BACKGROUND/EXPLANATION OF AGENDA ITEM: See Attached.

ACTION REQUESTED:
Recommend to approve.

FUNDING

County Dollars = \$ - 305.11
 Other Sources & Amounts = \$ - 1,146.86
 =
TOTAL = \$ -1,452.00

FISCAL IMPACT

None
 Included in current budget
 Budget amendment requested
 Other: Not Budgeted

Related Financial Comments:

Reviewed by Taxpayer Services Manager

Date: 8-27-08



**CARVER
COUNTY**

Property Records & Taxpayer Services Division
Government Center - Administration Building
600 East 4th Street
Chaska, MN 55318-2102

Laurie Engelen, Taxpayer Services Manager
Phone: (952) 361-1907
Email: lengelen@co.carver.mn.us

Angela Johnson, Carver County Assessor
Phone: (952) 361-1961
Email: ajohnson@co.carver.mn.us

**Abatements presented to the
Carver County Board of Commissioners
September 9, 2008**

**Abatement approval is recommended by the Carver County Assessor & Taxpayer Services Manager
on the following properties for the reasons listed.**

Payable Year	Parcel Number	Name	Reason for Abatement	Original Tax Amount	Adjusted Tax Amount	County Dollars Abated	Total Amount of Adjustment
2008	65-243-0220	William Klutes	Homestead	8,816.00	8,816.00	0.00	0.00
2007	65-243-0220	William Klutes	Homestead	3,718.00	2,900.00	-267.30	-818.00
2008	30.2631030	Diane Mclean	Homestead	57.00	57.00	0.00	0.00
2008	30.2630250	Diane Mclean	Homestead	2,691.00	2,031.00	-11.84	-660.00
2008	30.2631020	Diane Mclean	Homestead	57.00	57.00	0.00	0.00
2006	75-050-1790	Lorraine Kelzer	Homestead	1,702.00	1,458.00	-95.00	-244.00
2007	75-050-1790	Lorraine Kelzer	Homestead	1,844.00	1,610.00	-84.08	-234.00
2008	75-050-1790	Lorraine Kelzer	Homestead	1,852.00	1,620.00	-84.79	-232.00
2006	01-010-1500	David Rogers	Homestead	1,544.00	1,346.00	-1.01	-198.00
2007	01-010-1500	David Rogers	Homestead	1,760.00	1,590.00	0.71	-170.00
2008	01-010-1500	David Rogers	Homestead	1,998.00	1,856.00	-1.53	-142.00
2008	25-554-0140	David Major	Overall Decrease	3,734.00	3,258.00	-134.41	-476.00
		Grand Total		\$12,732.00	\$11,280.00	-\$305.11	-\$1,452.00



REQUEST FOR BOARD ACTION

AGENDA ITEM : Approval of fiber optic project

Originating Division: Administrative Services

Meeting Date: September 9, 2008

Amount of Time Requested: 30 minutes

Attachments for packet: Yes No

Item Type: Consent Regular Session Closed Session Work Session Ditch/Rail Authority

BACKGROUND/EXPLANATION OF AGENDA ITEM: In order to meet Carver County's current and future communication needs staff is recommending deployment of an approximately 70 miles fiber backbone network connecting county facilities including libraries, city buildings and other public entities. To support this effort, staff developed and published a solicitation (Request for Bid or RFB) for Fiber Optic Network and Service requesting vendors to respond to the County's requirements.

A Selection Committee was formed which included a broad cross section of County stakeholders. The Committee interviewed two of three vendors who provided proposals back to the County. Based on the interviews, the Committee recommends the County Board approve moving ahead with the proposal from Jaguar Communications. Background information is provided in the attachment.

The goals of the proposed fiber optic loop include: 1) Connect County, City, School District and other governmental unit buildings to high speed fiber backbone, 2) Increase efficiency of County/City/School staff 3) Contain current and future costs of connectivity 4) Leverage a public/private partnership – minimizes one time and recurring County costs and 5) Act in the best interest of Carver County residents.

Jaguar's proposal included the following cost information:

Cost to purchase and bury dual duct fiber optic system:	\$897,743
Cost to purchase and bury laterals to County/City facilities	122,344
Cost for additional 24 fiber (from 48 to 72)	<u>212,927</u>
	1,233,014
Fiber equipment costs (Owner costs)	<u>120,000</u>
	1,353,014
Contingency of 10%	135,300

The above fixed costs would more than double if the County were to do this project on its own. The County will own 60 fiber and lease 12 fiber. That will allow the County the full 72 fiber for expansion purposes and the 60 fiber will satisfy the County's requirements for bandwidth for the foreseeable future. Further, the T-1 savings of \$175,000/yr (costs the County presently incurs) are expected to more than offset the annual costs to own the fiber.

The County and Jaguar have agreed that for significant relocations (road realignments etc), the County would reserve \$20,000/year in escrow with Jaguar paying for the rest of the costs incurred. In addition, Jaguar Communications will maintain the fiber ring at no cost to the County; at the same time Jaguar will install their fiber to provide high speed connectivity to residents and businesses in Carver County.

Smaller City connections such as Hamburg and New Germany would require a maximum of \$200,000 in additional costs and a feasibility analysis is being performed by Jaguar Communications.

ACTION REQUESTED: Motion to direct the Administrative Services Division Director to enter into final negotiations with Jaguar Communications to install a fiber optic ring in Carver County.

FUNDING

County Dollars = \$
Other Sources & Amounts = \$
TOTAL = \$

Related Financial Comments:

FISCAL IMPACT

- None
- Included in current budget
- Budget amendment requested
- Other:

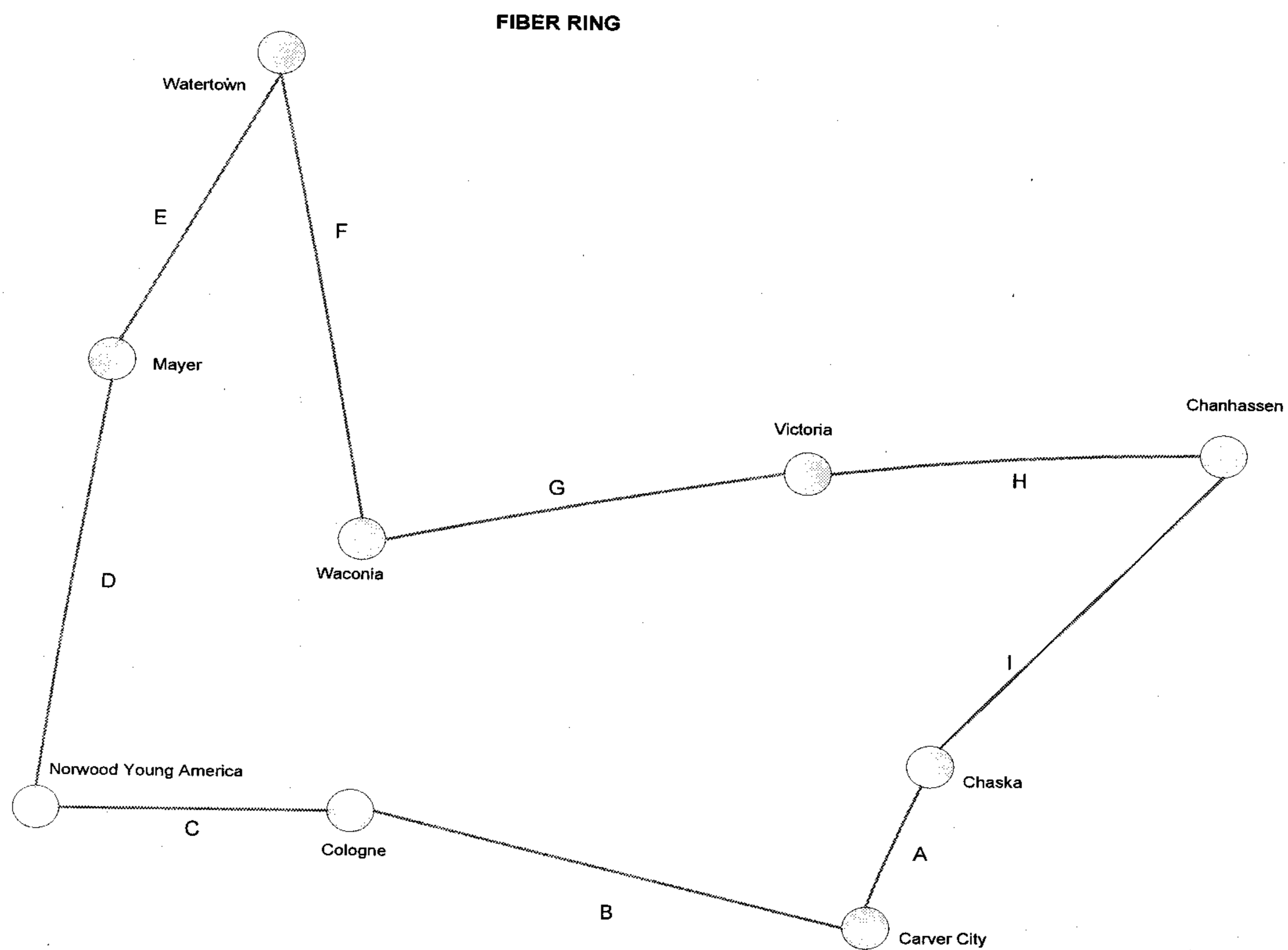
Reviewed by Division Director

Date: September 1, 2008

Background Information

The Request for Bid asked vendors to provide costs to create a fiber optic ring to the following locations:

	Address	To Site
Base Configuration A		
Carver County Gov't Center	600 East Fourth St, Chaska	Carver City Hall
Carver City Hall	316 Broadway, Carver	Carver County Public Works
Carver County Public Works	11360 Highway 212, Cologne	Norwood Young America Library
Norwood Young America Library	102 Main St East, Norwood Young America	Mayer City Hall
Mayer City Hall	413 Bluejay Ave., Mayer	Watertown Library
Watertown Library	309 Lewis Ave. SE, Watertown	Waconia Library
Waconia Library	217 S. Vine St., Waconia	Victoria City Hall
Victoria City Hall	7951 Rose St. East, Victoria	Chanhassen Library
Chanhassen Library	7711 Kerber Blvd., Chanhassen	Carver County Gov't Center



The RFB requested vendor respond to Part A or Part B.

Part A is a County owned fiber system whereas under Part B the County is open to public/private arrangements where the County would have unfettered use of dark fiber that it needs with the expectation the Part B would be a lower cost solution for the County.

The requirements were as follows:

1. Base Ring – Provide a 48 fiber ring through nine cities.
2. Additional Fiber – Cost for additional 24 dark fibers.
3. Laterals – Cost to connect rings to nine hub locations with redundant laterals for Carver County Government Center and Public Works in Cologne.
4. Maintenance: 5 year and 10 year annual cost of maintenance – Gopher One Call locates and repairs.
5. Leasing: Cost to lease over a 10 year term assuming either a twenty or twenty five percent one time payment.

Number of Responses Received – 3

- A. MP Nexlevel – Part A
- B. Access Communications – Part B
- C. Jaguar (MP Nexlevel sub-contractor) – Part B

MP NexLevel provided costs only for Part A; that is for installation of a County owned fiber network. As indicated below, their costs totaled \$2.652 million for a dual conduit, 72 fiber direct bury scenario with an additional \$100,000 per year in maintenance costs.

Access Communication's costs totaled about \$2 million in one time costs for a 60 fiber approach with annual maintenance costs of \$52,740 or \$17,580 depending on whether the County would allow Access Communications to own title to the second duct. Additionally, Access proposed \$42,500 per year in relocation costs.

Jaguar Communications costs total \$1,233,014 as indicated on the board action plus the \$20,000 per year escrow to provide funding in the event significant relocations (new buildings, road realignments etc) take place. Jaguar Communications has agreed to pay half of any costs incurred if a significant relocation takes place. The primary conduit would be owned by Jaguar Communications and the second empty conduit (for future expansion) would be jointly owned by the County and Jaguar. The County will own 60 fiber and lease 12 fiber. That will allow the County the full 72 fiber for expansion purposes and the 60 fiber will satisfy the County's requirements for bandwidth for the foreseeable future. Further, the T-1 savings of \$175,000/yr (costs the County presently incurs) are expected to more than offset the annual costs to own the fiber.

The following information is the bid tabulation upon opening the RFB's on July 28, 2008:

Carver County Fiber Project Cost Summary

	MP Nexlevel	Access Option 1	Access Option 2	Jaguar Option B1	Jaguar Option B2
Part A (County Owned System - 72 fibers)					
One time construction cost					
Direct bury	\$1,808,654	No bid	No bid	No bid	No bid
Direct bury and one empty conduit	\$2,091,866	--	--	--	--
Dual Conduit	\$2,652,862	--	--	--	--
Annual Maintenance (Gopher One, repairs)					
5 year term	\$90,221	--	--	--	--
10 year term	\$100,439	--	--	--	--
Re-location cost	County cost est. at \$60K/yr	--	--	--	--
Part B (Public/Private Participation)					
One time County cost					
Dual duct system	No bid	\$1,999,452	\$1,999,452	\$1,233,014	\$625,000
Annual lease payment (10 year)		--	--	--	\$176,400
Annual Maintenance					
20 year	--	\$52,740	\$17,580	\$1,920	\$1,920
Re-location insurance cost (annual)	--	\$42,500	\$42,500	\$20,000 as reserves	\$20,000 as reserves
Part B - Additional Notes					
Fibers for County use	N/A	60 fibers	60 fibers	72 fibers	48 fibers
2nd duct ownership	N/A	County	Access	Shared	Shared
Financing	N/A	N/A	N/A	RUS Loan	Jaguar
Additional 24 fibers	N/A	--	--	--	\$31,000/yr (10 yr)
Fiber Equipment Cost - One time (Purchase off of State contract)	\$120,000	\$120,000	\$120,000	\$120,000	\$120,000

Cost information as listed below attempts to provide an “apples to apples” comparison between providing a gigabit of fiber service to nine locations in the County (option A) and theoretical costs of using T1’s (options C & D) to connect to additional buildings. As you know, T-1 connection speed is inadequate for our current technology and communication needs.

Option E includes costs using three fiber service providers where the County would lease capacity to the nine locations. The County would not own the fiber, rather bandwidth capacity would be leased – a less than satisfactory solution to our infrastructure requirements.

All costs are annual expenses over a 10 year period of time. Option A costs, the proposed fiber system with Jaguar, incorporates a net present value after taking into account inflation.

As the numbers indicate all of the alternatives cost the County more and, except for option E, actually provide the County with less capacity or value. Option E would cost the County more than \$150,000 per year than the proposed fiber system.

<u>Option</u>	<u>Network Configuration</u>	<u>Annual Cost (10year)</u>	<u>Comparative Notes</u>
A	Proposed Fiber System with gigabit electronics	\$147,654	Connects 9 cities in a redundant fashion
B	Current County T1 cost	\$175,000	Apples & Oranges - connects buildings in 3 cities
C	Current County & Library T1 cost	\$245,000	Library in Chaska, Chanhassen, Waconia, Norwood Young America, Watertown. Apples & Oranges - T1 to 7 cities and capacity constrained.
D	Current T1 system with capacity increase estimate over next 2 to 3 years. Cost beginning Year 3	\$308,000	Assume 2 T1s to Cologne & Waconia, and 1 T1 to 5 other sites @\$7000/T1/yr. - Still an Apples & Oranges comparison
E	Use fiber based gigabit capacity from providers over the next 2 to 3 years. Cost beginning Year 3	\$330,000	Connect 9 sites using multiple fiber service providers. Still somewhat an apple to orange comparison though the orange is beginning to turn to an apple.

Other Considerations

1. Proposed fiber system allows orders of magnitude capacity growth by using dark fiber available to County.
2. Allows dedication of dark fiber and additional capacity for schools & cities.
3. The proposed fiber system provides redundancy.



REQUEST FOR BOARD ACTION

AGENDA ITEM: Update on Carver County Transit

Originating Division: Community Social Services

Meeting Date: 9/9/2008

Amount of Time Requested: 45 minutes

Attachments for packet: Yes No

Item Type: Consent Regular Session Closed Session Work Session Ditch/Rail Authority

BACKGROUND/EXPLANATION OF AGENDA ITEM: The Division would like to present information and recommendations on the Carver County Transit program, including recent trends and developments that are impacting the program.

ACTION REQUESTED: Discussion and direction from the Board

FUNDING

County Dollars = \$

Other Sources & Amounts =

Donations = \$

TOTAL = \$

Related Financial Comments:

FISCAL IMPACT

None

Included in current budget

Budget amendment requested

Other:

Reviewed by Division Director

Date: 9-02-08

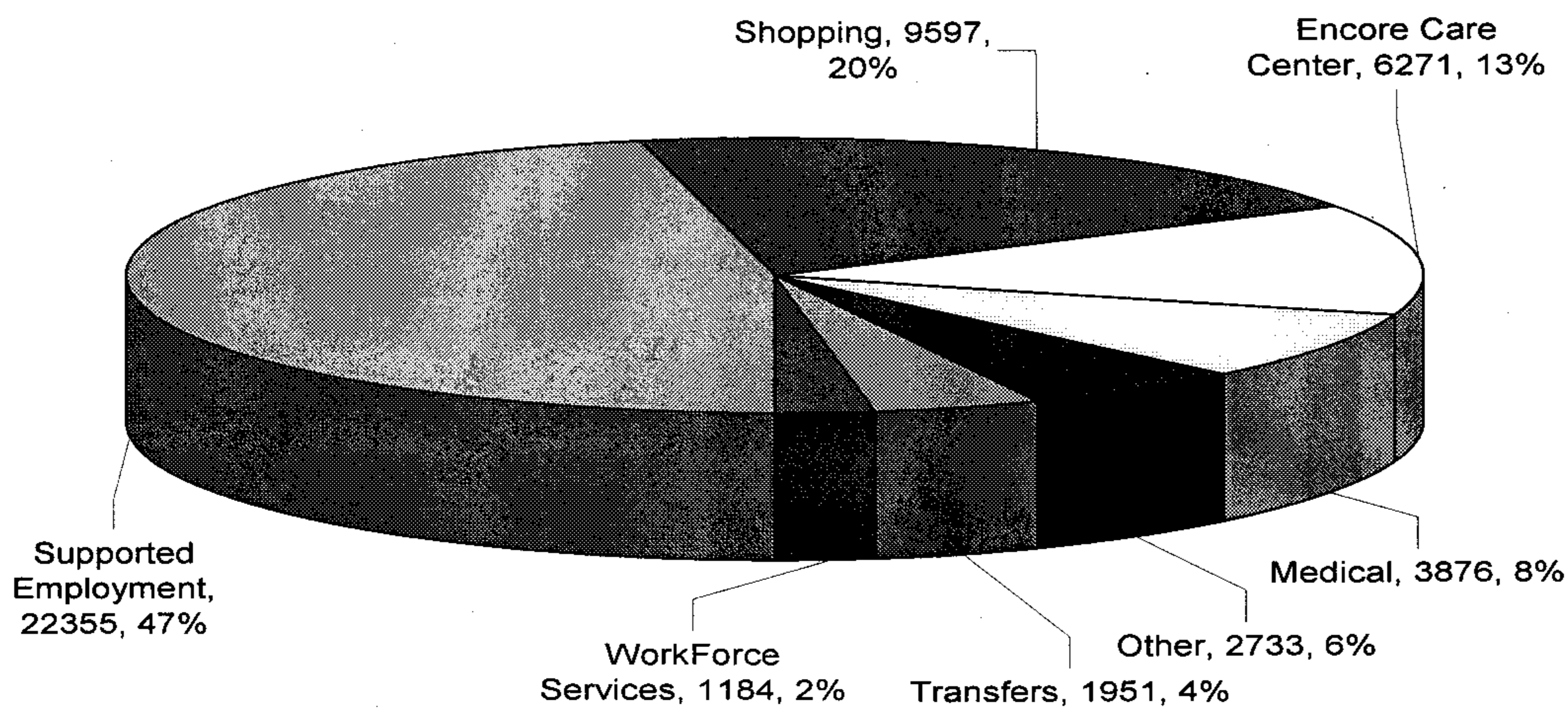
Carver County Transit Board Work Session

Background

- The program provides dial a ride service for transit dependent and the general public at large
- 47,967 passenger trips were provided in 2007 to over 750 unique riders
- Regular scheduled passengers along with occasional passengers utilize the service
- In 2007 trips by individuals ranged from 1 to over 400
- Wheel chair accessible county buses operate each week day, driven by 4.25 FTE bus drivers on 5 deviated fixed routes
- 7 volunteer drivers and 1 Title V driver provide rides for passengers whose trips do not fit within the regular bus schedule

Transit Routes & Trip Destinations

2007 Carver County Transit Trip Destinations



- Deviated fixed routes connect with Southwest Metro Transit Stations as needed and Scott County Transit four times daily
- 64% of passengers are seniors or have a disability; 62% are Social Services clients

Passenger Fare Structure – 3 distance based rates

Zone 1 – within Carver County	\$2 per trip
Zone 2 – <10 miles out of county (Eden Prairie, Glencoe, Shakopee, Savage, Winsted, Excelsior)	\$3 per trip
Zone 3 – 10+ miles out of county (Plymouth, New Hope, Eagan, St. Louis Park, Minneapolis, Gaylord, Golden Valley)	\$6 per trip

- \$1 senior discount on all round trips
- Fares can be paid by the passenger, Social Services, or other sponsoring organizations
- Trip destination: Zone 1 - 96% , Zone 2 – 3%, Zone 3 – 1%

Revenues & Expenditures

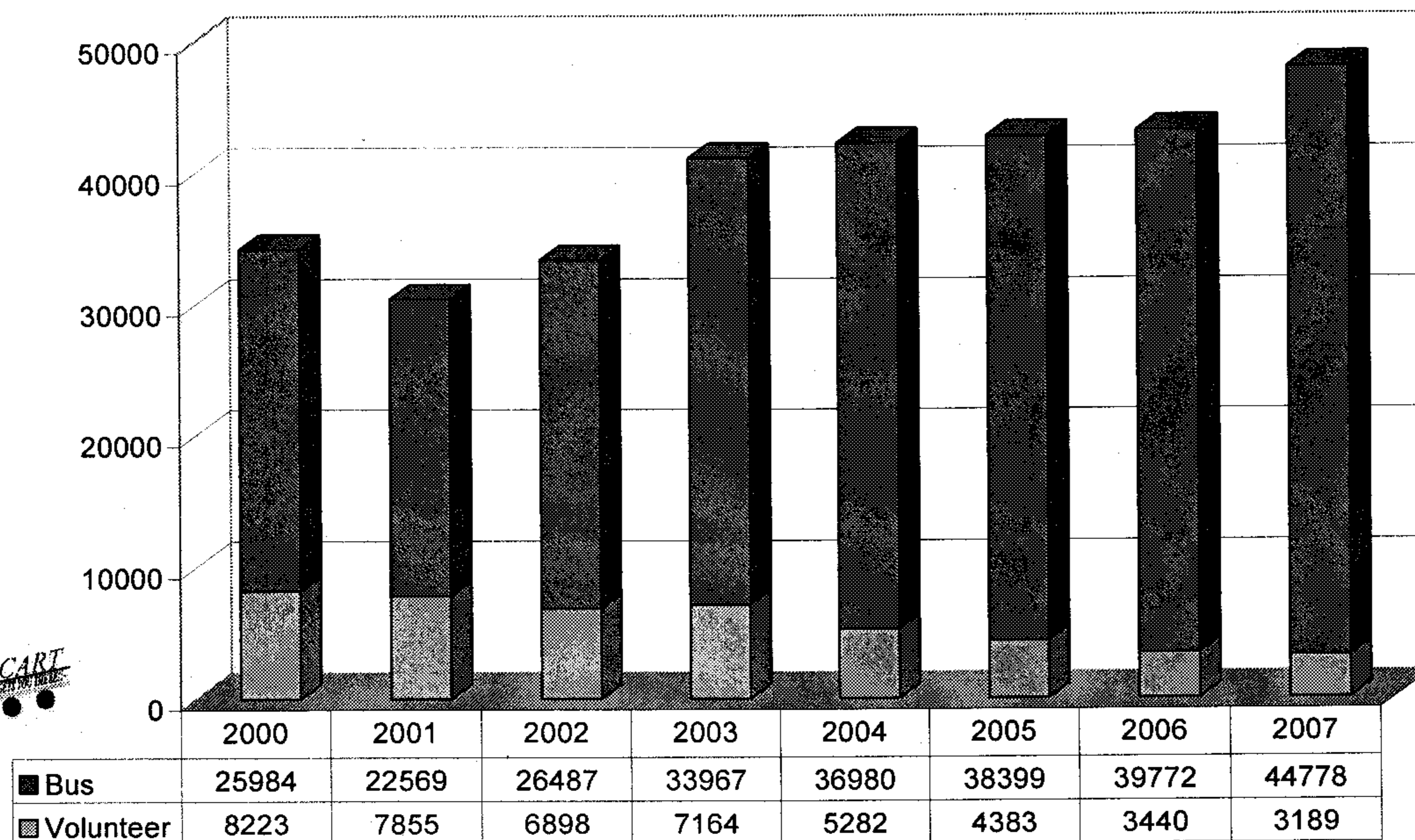
<u>Revenues</u>	<u>%</u>	<u>2004</u>	<u>2005</u>	<u>2006</u>	<u>2007</u>	<u>%</u>
Met Council	60%	236693	252309	260729	313176	53%
MnDot	22%	88055	88185	88100	88100	15%
Fares, Fees, Gifts	14%	55224	64403	65549	87849	15%
Tax Levy	4%	17761	55537	96581	101197	17%
	100%	397733	460434	510959	590322	100%

<u>Expenditures</u>	<u>%</u>	<u>2004</u>	<u>2005</u>	<u>2006</u>	<u>2007</u>	<u>%</u>
Volunteer Driver Mileage	10%	37984	30685	36632	35618	6%
Personnel	68%	269379	313175	347897	390340	66%
Data Processing	1%	2034	10256	10719	11155	2%
Administration/Vehicle Maintenance	11%	42847	41406	46554	60759	10%
Fuel & Vehicle Parts	11%	45489	64912	69157	92450	16%
	100%	397733	460434	510959	590322	100%

Transit Trends 2000 – 2008

- Since 2000, passenger trips have increased 40% (13,760 trips), from 34,207 to 47,967
Bus trips increased 72%, while volunteer driver trips decreased 61%

Carver County Transit Passenger Trips 2000 - 2008



- Ridership is up 7% so far in 2008
- Since 2000 county bus diver staffing has increased .7 FTE, from 3.725 to 4.425 FTE, a 19% increase. Our last staffing increase was 6/1/2005, when a .25 FTE on-call driver position was approved.
- The number of volunteer drivers has decreased since 2000 from 25 to 7, a 72% reduction This phenomenon is not unique to our transit service

- The cost of gasoline has gone from \$2.20 in June 2005 to \$3.90 a gallon in July 2009, a 77% increase in cost
- The number of trip denials has increased. From 37 denials in December 2007, we now average 73 trip denials per month through June 2008. Our high month for the year was April with 103 trip denials.
- Efficiency has improved. The number of passengers transported per mile driven increased 75% from 2002 to 2007

	<u>2002</u>	<u>2007</u>
Bus Miles Driven	158980	172355
Volunteer Miles Driven	121665	56554
Total Miles Driven	280645	228909
Passenger Trips	33977	47967
Passengers per Mile Driven	0.12	0.21

- Overall demand for services is up, costs are up, trip denials are increasing, and the # of volunteer drivers are declining

System Developments & Future Directions

Mid Term

- We are engaged in on-going discussions with Scott County Transit to develop a framework for integrating transit services to provide more passengers trips at the same or less cost. Additional on-going grant funding should be available to support this effort.
- Met Council is proposing to change their funding methodology from performance based to population/geographic based, along with establishing consist operating procedures and fare structures among the various dial-a-ride program operators in the metropolitan area
- MnDot is proposing to eliminate federal funding in 2010 for Carver, Scott, & the city of Hastings. We are working with Scott County to ensure continued access to these federal funds.

Near Term

- Currently have the vehicle capacity to address the immediate demands for transit services. Creating an additional .5 FTE Bus Driver position would enable us to meet the current demand for rides. Adding staff at this time may not be fiscally prudent given the 2009 budget situation.
- Last time fares were raised was in 2006, when zone 1 & 2 fares were raised \$.50 & zone 3 fares were raised \$1. To help offset the increasing county tax levy to the program, we propose raising fares by \$1 per one way trip in zones 1 & 2 and \$2 per one way trip in zone 3.