

CARVER COUNTY COMMUNITY HEALTH ASSESSMENT PROFILE

Demographics



Where we grow up, where we live, work, and play all deeply influence our identities, values, opportunities, and ultimately our health. Carver County has communities of every size, including metropolitan areas and farmland. Illness and health are not constrained by geographic boundaries and categories; inequities in opportunity and health exist across the county.

In 2017, 102,858 people lived in Carver County, making it the 12th most populous and second-fastest growing county in Minnesota. Located at the southwestern edge of the Twin Cities metropolitan area, Carver County is comprised of eleven cities and ten townships. Despite being designated an urban county as part of the seven-county metropolitan area, Carver County is considered a mix of suburban edge, emerging suburban edge, rural center, diversified rural, and agricultural.¹

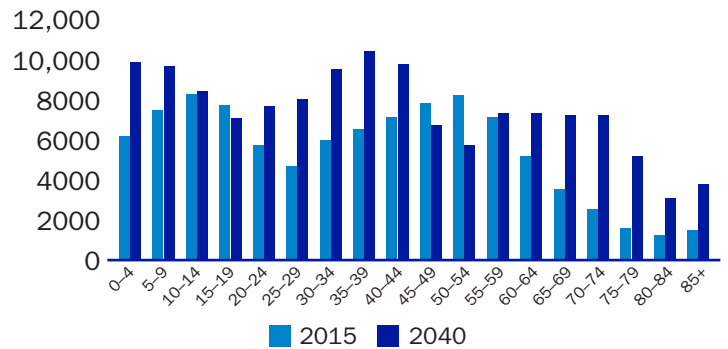
Our population is projected to grow, both in Minnesota overall and in Carver County. According to the Minnesota State Demographic Center:

- Carver County's total population is estimated to increase by 32 percent between 2015 and 2050, gaining nearly 50,000 residents over 35 years.
- In the coming decades (2015–2050), the population under age 19 in Carver County will grow modestly (by just 10,000). Meanwhile, the population age 65 and older will grow much more rapidly, adding more than 17,000 people over that same period.
- By 2035, 18 percent of Carver County's population will be people of color, a growth from 8% in 2005.

Children

Carver County Children in Poverty by Race and Ethnicity

Carver County Population Estimates by Age, 2015 & 2040



Source: Minnesota State Demographic Center, 2017

Carver County children are more diverse than previous generations, and many have parents who are immigrants. 20% of individuals living in Carver County are foreign born.

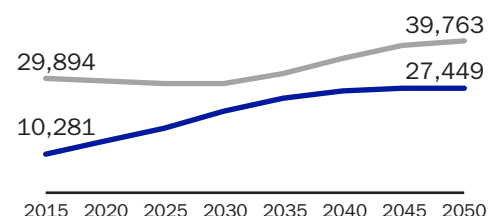
In 2017, just over three percent of Carver County children, or around 1000 children, were in families with incomes below the threshold of 100 percent of the federal poverty level (FPL), a household income of about \$24,000 for a family of four. Carver County has one of the lowest poverty rates in the state. However, nine percent of black children and twelve percent of Hispanic children are in poverty, compared to just three percent of white children.



Seniors

There are higher concentrations of people age 65 and older in the western side of Carver

Selected Carver County Population Groups, 2015–2050



County, and this age group is the fastest growing across the county.

The Minnesota State Demographer expects the total number of persons age 65 and over statewide to double between 2010 and 2030; by then, more than one in five Minnesotans will be an older adult.²

Aging presents new challenges to health, including increasing levels of disability. Nearly 30 percent of Carver County residents at 65 years and older are disabled. For example, older adults are at increased risk of injuries from falls, over half of which occur at home.³ Aging also presents new opportunities – to volunteer in the community, to try a different career, or to take on a new role in the family. For example, 42 percent of Minnesota adults age 65 to 74 volunteer.⁴ In a recent survey of seniors in Norwood Young America, 50 percent reported having volunteered in their lifetime.

- About one-third (31 percent) of Carver County’s population is age 50 or above.
- Nearly three percent of residents are age 80 or older in Carver County, compared to six percent in rural communities statewide.

Carver County is projected to experience significant population growth by 2035. The projections by populations include a 64% increase among whites, a 403% increase among black non-Hispanics, and a 420% increase among Hispanic and Latinos, resulting in 19% of Carver County's population being nonwhite by 2035.

After English, the most common language spoken in Carver County homes is Spanish (3,415 speakers).

References

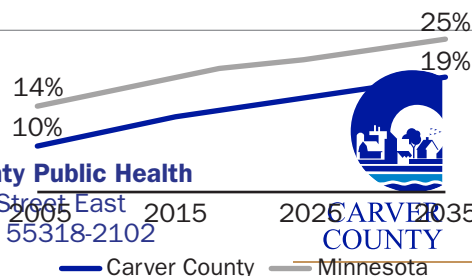
Minnesota Department of Health (2017). 2017 Minnesota Statewide Health Assessment. Produced in collaboration with the Healthy Minnesota Partnership. St. Paul, MN. <https://www.health.state.mn.us/communities/practice/healthymnpartnership/docs/2017MNStatewideHealthAssessment.pdf>



Race and Ethnicity

2) Minnesota State Demographic Center. (n.d.). *Aging*. Retrieved April 13, 2017, from <https://mn.gov/admin/demography/data-by-topic/aging/>

Percent of Total Population Projected to be Nonwhite or Latino, by year



Carver County Public Health

600 Fourth Street East
Chaska, MN 55318-2102



CARVER COUNTY



Public Health
Prevent. Promote. Protect.

Healthy Carver for a Lifetime

Phone (952) 361-1329
Fax (952) 361-1360
public-health@co.carver.mn.us
www.co.carver.mn.us

Source: Minnesota State Demographic Center, 2009