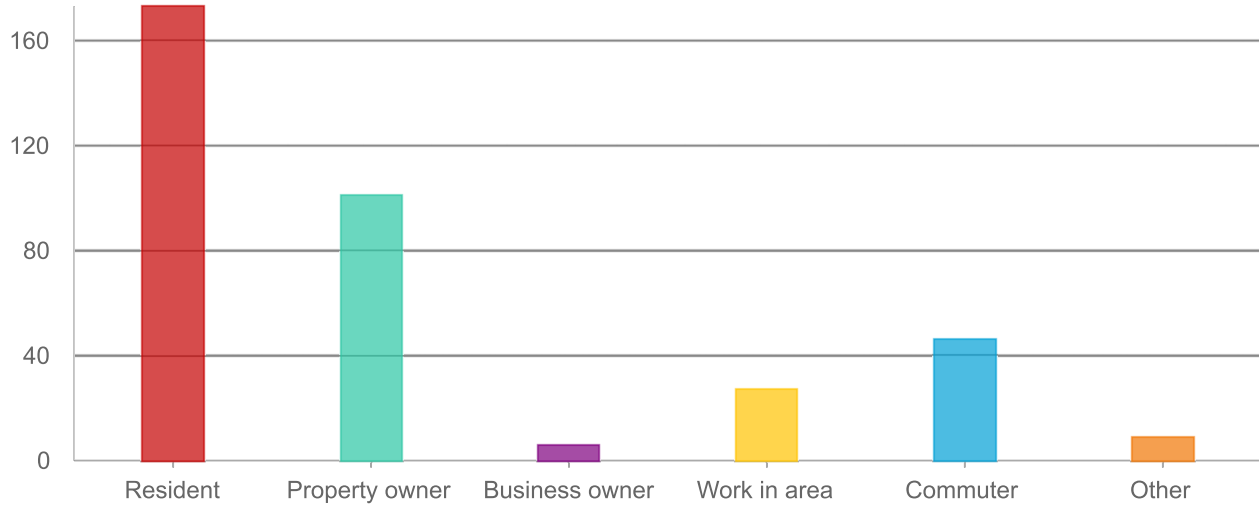


# Arboretum Area Transportation Plan - Survey 1

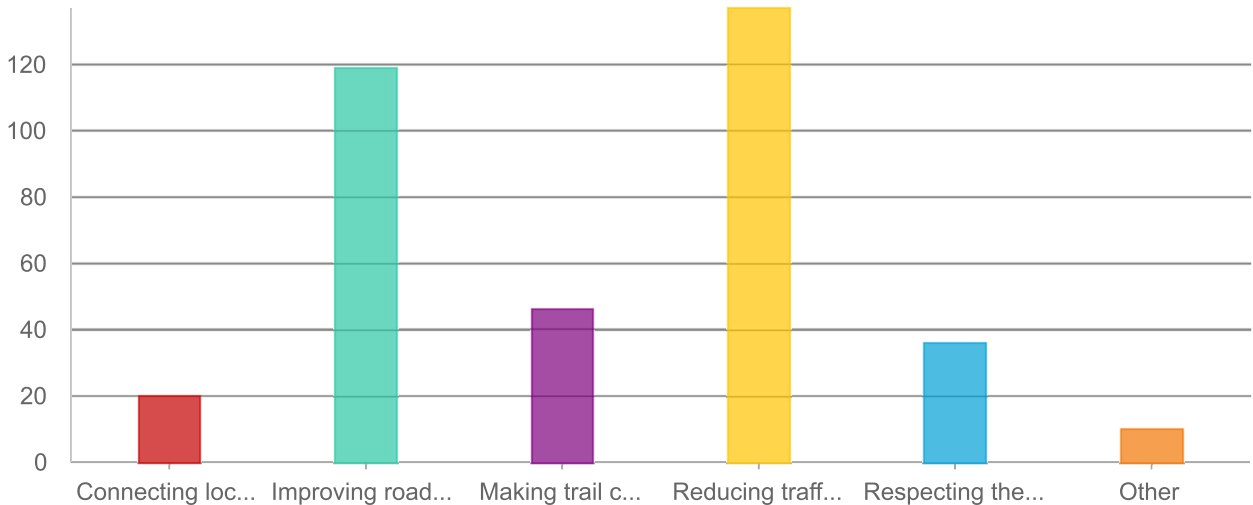
What is your relationship to the study area?



Answers	Count	Percentage
Resident	173	90.10%
Property owner	101	52.60%
Business owner	6	3.13%
Work in area	27	14.06%
Commuter	46	23.96%
Other	9	4.69%

Answered: 192 Skipped: 0

2. Which TWO transportation issues in the study area are most important to you?



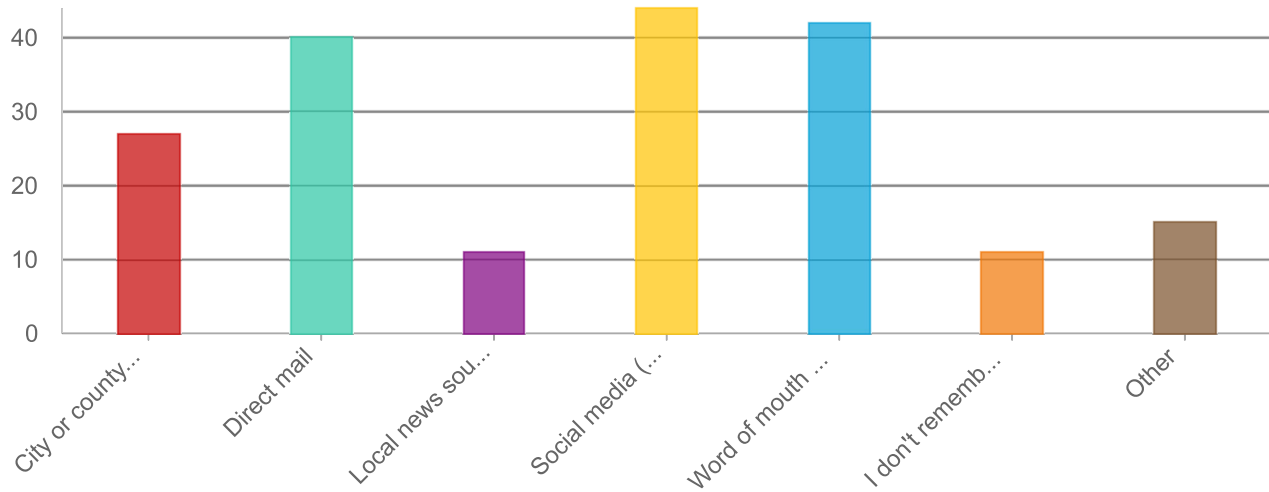
Answers	Count	Percentage
Connecting local destinations	20	10.42%
Improving road safety	119	61.98%
Making trail connections for bicycles and pedestrians	46	23.96%
Reducing traffic congestion	137	71.35%
Respecting the environment	36	18.75%
Other	10	5.21%

Answered: 192 Skipped: 0

What other transportation issues need to be addressed in the study area?



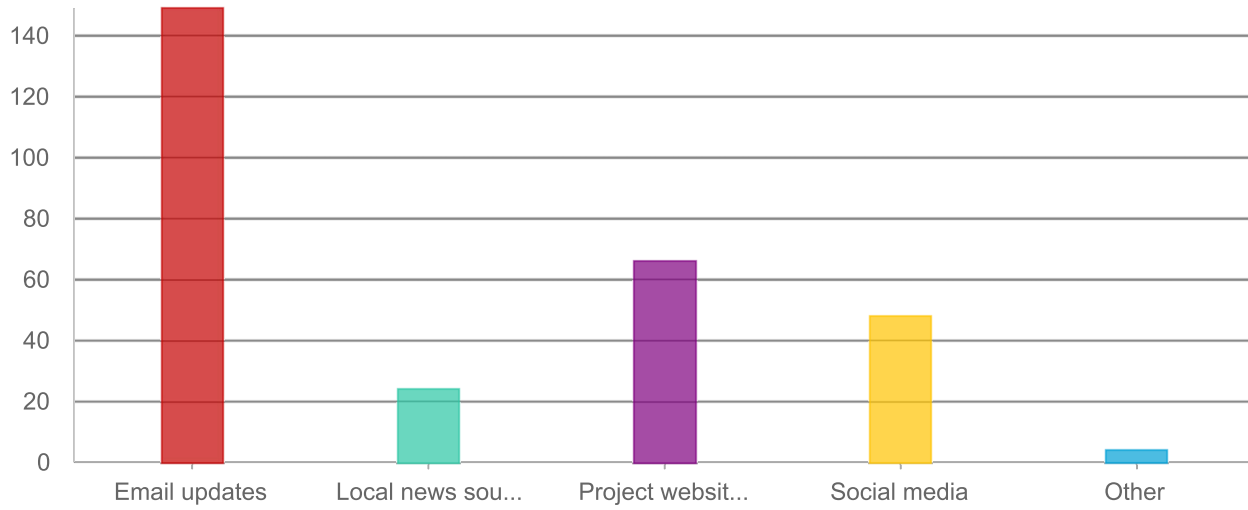
### How did you first hear about the Arboretum Area Transportation Project?



Answers	Count	Percentage
City or county newsletter	27	14.06%
Direct mail	40	20.83%
Local news source (newspaper, radio, television)	11	5.73%
Social media (Facebook, Twitter)	44	22.92%
Word of mouth (friend, neighbor, coworker)	42	21.88%
I don't remember.	11	5.73%
Other	15	7.81%

Answered: 190 Skipped: 2

### How would you like to be kept informed about the project?



Answers	Count	Percentage
Email updates	149	77.60%
Local news source (newspaper, radio, television)	24	12.50%
Project website	66	34.38%
Social media	48	25.00%
Other	4	2.08%

Answered: 185 Skipped: 7